


14' X 26' Standard Dock Layout

Step 1

Dock
Floats

Float Layout



Contents

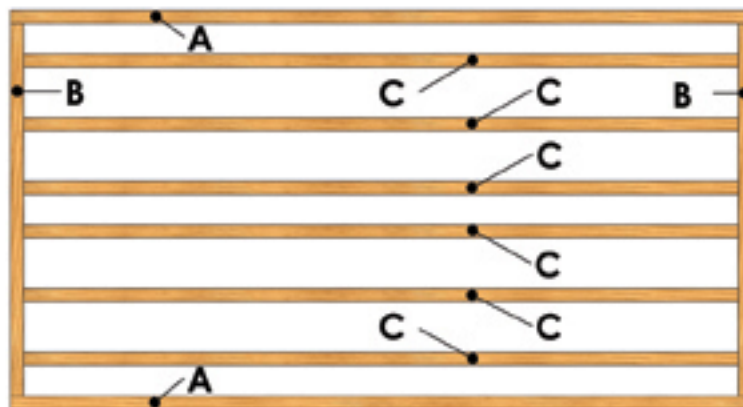
32 Floats
21 Bumpers
(Blue / Black)
33 Bow Ties
41 Half Ties
128 Header Blocks
and Bolt Sets

Instructions

Screw Header boards into plastic header blocks on floats, use 4 screws in each header block

Step 2

Header
Boards




Header Board Lumber Use
5/4" x 6" (1x6) Deck Boards
Confirm Cut Lengths

A - 25' 8 3/4" ---- 2 pc's
B - 12' 11 1/4" --- 2 pc's
C - 24' 9 3/4" ---- 6 pc's
Confirm Cut Lengths

Step 3

Deck
Boards



Deck Board Lumber Use
5/4" x 6" (1x6) Deck Boards
Confirm Cut Lengths

13' 10 1/4" --- 56 pc's
Confirm Cut Lengths