



ISIDE 2 - MR16 - 50W 38°

Lux		
h	E max	E med
1.00	2168	1279
2.00	542	320
3.00	241	142
4.00	135	80
5.00	87	51





HOUSING & LAMP OPTIONS :

Remodel & New Construction : 1x50 watt, low-voltage halogen, MR-16 
Insulated Ceiling : 1x35 watt, low-voltage halogen, MR-16 
 - Provided with 120/12V or 277/12V with magnetic transformer.

Housing options :

Remodel Housing, New Construction, Insulated Ceiling, Chicago Plenum, Air Tight, Vapor Tight.

Other lamp options :

Remodel Housing : 13W CFL. 
 New Construction and Insulated Ceiling : 13W & 18W CFL. 
 Compatible with quad lamp, 4 Pin, electronic ballast 120/277 Volt only.
 Further options: 1x50 watt, halogen PAR 20 
 1x35 watt, PAR 20 metal halide 

Also available with LED, consult factory.

 Opening 3.3/4" -  - Damp location

